



Print UPS labels right from ProductCart

Powerful features.
Great looking storefronts.
Smart management tools.

PRODUCTCART® v3 FEATURES A NEW, TIGHTER INTEGRATION WITH UPS®



Overview






ProductCart is one of the most powerful small business e-commerce systems available today. It is used by thousands of online stores around the world. Many of them have requested more sophisticated, more powerful shipping tools, and we have listened.

To satisfy this demand, ProductCart v3, features a **complete integration** of the **UPS Online Tools** and **UPS Shipping API**.

The system integrates the useful UPS Online Tools and allows store managers to process shipments (print labels) right from within the ProductCart Control Panel, using a friendly Shipping Wizard.

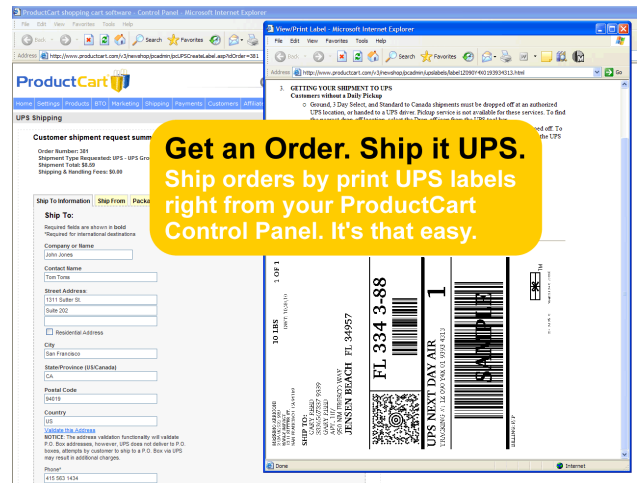
UPS Online Tools

ProductCart v3 integrates the following Online Tools:






-  Signature Tracking
-  Rates and Service Selection
-  Time in Transit
-  Address Validation
-  Tracking

Control Panel: print UPS labels

Printing shipping labels can cost an online store a substantial amount of time and money. ProductCart users can now eliminate double entries, avoid any import-export task, and instead print shipping labels for their Internet orders quickly and easily.



With ProductCart v3:

-  Easily create a UPS shipment right from within the Control Panel, using an intuitive Wizard.
-  No need to export order and customer information to create and finalize a shipment
-  Print shipping labels directly from the your ProductCart Control Panel
-  Cancel a shipment before pick-up or drop-off (e.g. wrong label, cancelled order, etc.)
-  Handle multiple-package shipments (multiple labels when an order is shipped with more than one package)